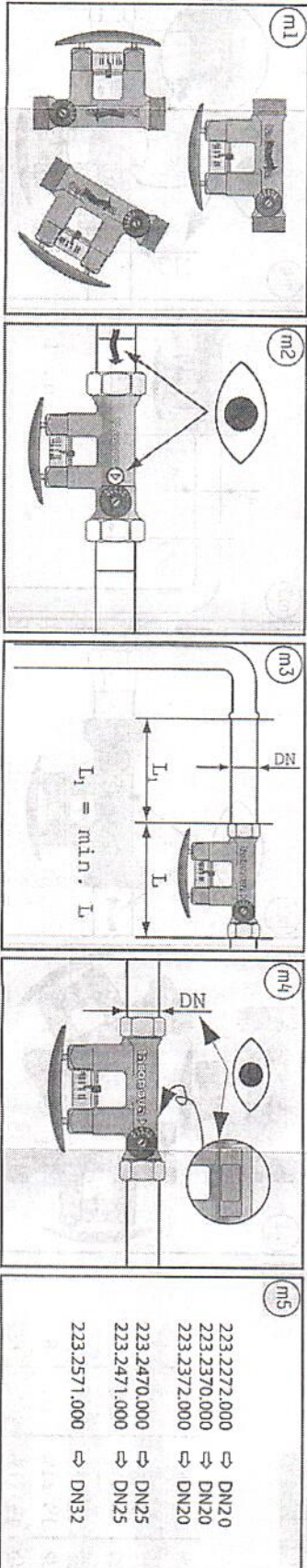
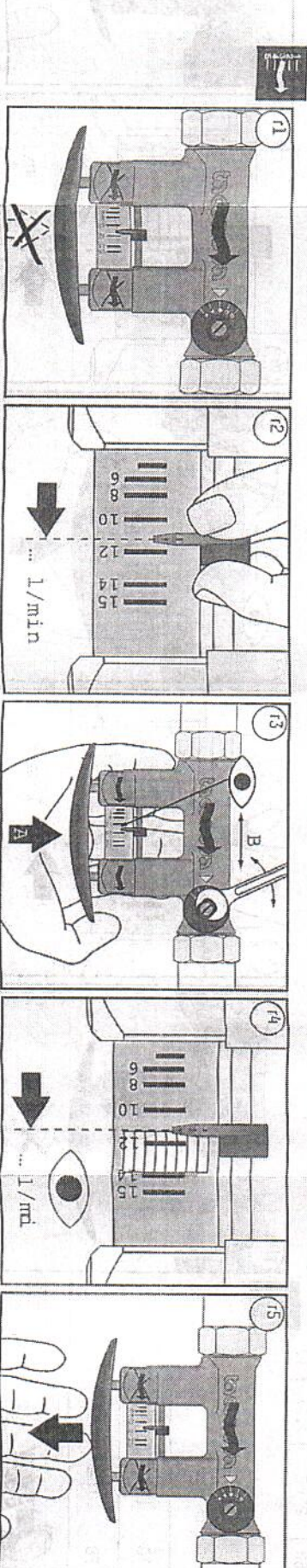


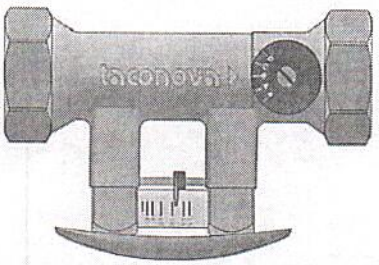
DN	G x G	L (mm)
20	1" x 1"	129
25	1 1/4" x 1 1/4"	152
32	1 1/2" x 1 1/2"	161
	1 3/4" x 1 3/4"	161
	1 7/8" x 1 7/8"	173
50	2" x 2"	197



223.2272.000	⇒ DN20
223.2370.000	⇒ DN20
223.2372.000	⇒ DN20
223.2470.000	⇒ DN25
223.2471.000	⇒ DN25
223.2571.000	⇒ DN32

TB	100°C
PB	10 bar





DN	Rp x Rp	L (mm)
15	3/8" x 1/2"	142
20	1/2" x 3/4"	129
25	1" x 1"	152
32	1 1/4" x 1 1/4"	161
40	1 1/2" x 1 1/2"	173
50	2" x 2"	197

TB	100°C
PB	10 bar

